

SUMMARY OF APPROVED BUDGET, UTILIZATIONS, DISBURSEMENTS AND BALANCES BY OBJECT OF EXPENDITURES
 (For Off-Budgetary Funds)
 As at the Quarter Ending June 30, 2021


Department : State Universities and Colleges (SUCs)
 Agency/Entity : Calanduanes State University
 Operating Unit : < not applicable >
 Organization Code (UAACS) : 08 053 0000000
 Fund Cluster : 06 Business Related Funds
 (e.g. UAACS Fund Cluster: 06-Internally Generated Funds and 06-Business Related Funds)


Particulars	UAACS CODE	Approved Budget				Utilizations				Disbursements				Balances				
		Approved Budgeted Revenue	Adjustments (Reductions, Modifications/)	Adjusted Budgeted Revenue	1st Quarter Ending March 31	2nd Quarter Ending June 30	3rd Quarter Ending Sept. 30	4th Quarter Ending Dec. 31	Total	1st Quarter Ending March 31	2nd Quarter Ending June 30	3rd Quarter Ending Sept. 30	4th Quarter Ending Dec. 31	TOTAL	Unutilized Budget	Unpaid Obligations		
																Due and Demandable	Not Yet Due and Demandable	
1	2	3	4	5=(3+4)	6	7	8	9	10=(6+7+8+9)	11	12	13	14	15=(11+12+13+14)	16=(5-10)	17	18	
SUMMARY																		
A. AGENCY SPECIFIC BUDGET																		
Personal Services		120,000.00	0.00	120,000.00	30,000.00	30,000.00	0.00	0.00	60,000.00	20,000.00	30,000.00	0.00	0.00	60,000.00	60,000.00	0.00	10,000.00	0.00
Other Compensation	5010200000	120,000.00	0.00	120,000.00	30,000.00	30,000.00	0.00	0.00	60,000.00	20,000.00	30,000.00	0.00	0.00	60,000.00	60,000.00	0.00	10,000.00	0.00
Representation Allowance (RA)	5010202000	60,000.00	0.00	60,000.00	15,000.00	15,000.00	0.00	0.00	30,000.00	10,000.00	15,000.00	0.00	0.00	25,000.00	25,000.00	0.00	5,000.00	0.00
Representation Allowance (RA)	5010203000	60,000.00	0.00	60,000.00	15,000.00	15,000.00	0.00	0.00	30,000.00	10,000.00	15,000.00	0.00	0.00	25,000.00	25,000.00	0.00	5,000.00	0.00
Transportation Allowance (TA)	5010203001	60,000.00	0.00	60,000.00	15,000.00	15,000.00	0.00	0.00	30,000.00	10,000.00	15,000.00	0.00	0.00	25,000.00	25,000.00	0.00	5,000.00	0.00
Transportation Allowance (TA)	5010203001	7,666,480.00	552,000.00	8,218,480.00	799,846.42	2,109,609.57	0.00	0.00	2,899,455.99	703,194.42	1,015,873.74	0.00	0.00	1,718,698.16	5,309,024.01	1,180,787.83	1,180,787.83	0.00
Maintenance and Other Operating Expenses		40,000.00	0.00	40,000.00	0.00	0.00	0.00	0.00	0.00	0.00	0.00	0.00	0.00	0.00	40,000.00	0.00	0.00	0.00
Traveling Expenses	5020100000	40,000.00	0.00	40,000.00	0.00	0.00	0.00	0.00	0.00	0.00	0.00	0.00	0.00	0.00	40,000.00	0.00	0.00	0.00
Traveling Expenses - Local	5020101000	40,000.00	0.00	40,000.00	0.00	0.00	0.00	0.00	0.00	0.00	0.00	0.00	0.00	0.00	40,000.00	0.00	0.00	0.00
Traveling Expenses - Local	5020101000	40,000.00	0.00	40,000.00	0.00	0.00	0.00	0.00	0.00	0.00	0.00	0.00	0.00	0.00	40,000.00	0.00	0.00	0.00
Traveling and Scholarship Expenses		10,000.00	0.00	10,000.00	0.00	0.00	0.00	0.00	0.00	0.00	0.00	0.00	0.00	0.00	10,000.00	0.00	0.00	0.00
Training Expenses	5020200000	10,000.00	0.00	10,000.00	0.00	0.00	0.00	0.00	0.00	0.00	0.00	0.00	0.00	0.00	10,000.00	0.00	0.00	0.00
Training Expenses	5020201002	10,000.00	0.00	10,000.00	0.00	0.00	0.00	0.00	0.00	0.00	0.00	0.00	0.00	0.00	10,000.00	0.00	0.00	0.00
Supplies and Materials Expenses	5020300000	5,032,000.00	392,000.00	5,424,000.00	121,000.00	1,442,096.03	0.00	0.00	1,563,096.03	27,928.00	362,884.00	0.00	0.00	3,900,612.00	3,600,021.17	1,173,365.83	1,173,365.83	0.00
Supplies and Materials Expenses	5020301000	937,800.00	0.00	937,800.00	22,616.00	338,113.00	0.00	0.00	360,831.00	0.00	253,582.00	0.00	0.00	253,582.00	576,688.92	197,540.00	197,540.00	0.00
Office Supplies Expenses	5020301001	200,000.00	0.00	200,000.00	0.00	8,100.00	0.00	0.00	8,100.00	0.00	8,100.00	0.00	0.00	8,100.00	191,900.00	0.00	0.00	0.00
ICT Office Supplies	5020301002	737,800.00	0.00	737,800.00	22,616.00	330,013.00	0.00	0.00	352,831.00	0.00	245,482.00	0.00	0.00	245,482.00	384,988.92	107,540.00	107,540.00	0.00
Fuel, Oil and Lubricants Expenses	5020300000	122,000.00	0.00	122,000.00	0.00	43,870.00	0.00	0.00	43,870.00	0.00	0.00	0.00	0.00	43,870.00	78,130.00	43,870.00	43,870.00	0.00
Fuel, Oil and Lubricants Expenses	5020300000	122,000.00	0.00	122,000.00	0.00	43,870.00	0.00	0.00	43,870.00	0.00	0.00	0.00	0.00	43,870.00	78,130.00	43,870.00	43,870.00	0.00
Agricultural and Marine Supplies Expenses	5020310000	2,928,000.00	42,000.00	2,970,000.00	56,874.80	980,632.75	0.00	0.00	1,037,526.75	0.00	15,379.00	0.00	0.00	15,379.00	1,032,473.25	1,022,147.75	1,022,147.75	0.00
Agricultural and Marine Supplies Expenses	5020310000	2,928,000.00	42,000.00	2,970,000.00	56,874.80	980,632.75	0.00	0.00	1,037,526.75	0.00	15,379.00	0.00	0.00	15,379.00	1,032,473.25	1,022,147.75	1,022,147.75	0.00
Agricultural and Marine Supplies Expenses	5020310000	1,045,000.00	350,000.00	1,395,000.00	0.00	80,263.00	0.00	0.00	80,263.00	27,928.00	93,723.00	0.00	0.00	93,723.00	1,273,348.00	0.00	0.00	0.00
Other Supplies and Materials Expenses	5020309000	1,045,000.00	350,000.00	1,395,000.00	41,386.00	80,263.00	0.00	0.00	121,651.00	27,928.00	93,723.00	0.00	0.00	121,651.00	1,273,348.00	0.00	0.00	0.00
Other Supplies and Materials Expenses	5020309000	3,000.00	0.00	3,000.00	0.00	0.00	0.00	0.00	0.00	0.00	0.00	0.00	0.00	0.00	3,000.00	0.00	0.00	0.00
Communication Expenses																		


Department : State Universities and Colleges (SUCs)
 Agency/Entity : Catanduanes State University
 Operating Unit : < not applicable >
 Organization Code (UACS) : 08 053 0000000
 Fund Cluster : 06 Business Related Funds
 (e.g. UACS Fund Cluster: 05-Internally Generated Funds and 06-Business Related Funds)

Particulars	UACS CODE	Approved Budget				Utilizations				Disbursements				Balances			
		Approved Budgeted Revenue	Adjustments (Reductions, Modifications/)	Adjusted Budgeted Revenue	1st Quarter Ending March 31	2nd Quarter Ending June 30	3rd Quarter Ending Sept. 30	4th Quarter Ending Dec. 31	Total	10=(6+7+8+9)	11	12	13	14	Unutilized Budget	Unpaid Obligations	
																Due and Demandable	Not Yet Due and Demandable
1	2	3	4	5=(3+(-)/+)	6	7	8	9		11	12	13	14	15=(11+12+13+14)	17	18	
SUMMARY																	
A. AGENCY SPECIFIC BUDGET																	
Telephone Expenses	5020502000	3,600.00	0.00	3,600.00	0.00	0.00	0.00	0.00	0.00	0.00	0.00	0.00	0.00	3,600.00	0.00	0.00	
Mobile	5020502001	3,600.00	0.00	3,600.00	0.00	0.00	0.00	0.00	0.00	0.00	0.00	0.00	0.00	3,600.00	0.00	0.00	
Professional Services	5021100000	2,322,000.00	0.00	2,322,000.00	640,983.42	666,710.74	0.00	0.00	1,307,694.16	637,463.42	652,789.74	0.00	0.00	1,014,325.84	17,421.00	0.00	
Other Professional Services	5021189000	2,322,000.00	0.00	2,322,000.00	640,983.42	666,710.74	0.00	0.00	1,307,694.16	637,463.42	652,789.74	0.00	0.00	1,014,325.84	17,421.00	0.00	
Other Professional Services	5021199000	2,322,000.00	0.00	2,322,000.00	640,983.42	666,710.74	0.00	0.00	1,307,694.16	637,463.42	652,789.74	0.00	0.00	1,014,325.84	17,421.00	0.00	
Repairs and Maintenance	5021300000	50,000.00	0.00	50,000.00	0.00	0.00	0.00	0.00	0.00	0.00	0.00	0.00	0.00	50,000.00	0.00	0.00	
Repairs and Maintenance - Machinery and Equipment	5021305000	50,000.00	0.00	50,000.00	0.00	0.00	0.00	0.00	0.00	0.00	0.00	0.00	0.00	50,000.00	0.00	0.00	
Information and Communication Technology Equipment	5021305003	50,000.00	0.00	50,000.00	0.00	0.00	0.00	0.00	0.00	0.00	0.00	0.00	0.00	50,000.00	0.00	0.00	
Labor and Wages	5021600000	66,000.00	0.00	66,000.00	37,803.00	37,803.00	0.00	0.00	37,803.00	37,803.00	0.00	0.00	0.00	178,277.00	0.00	0.00	
Labor and Wages	5021601000	66,000.00	0.00	66,000.00	37,803.00	37,803.00	0.00	0.00	37,803.00	37,803.00	0.00	0.00	0.00	178,277.00	0.00	0.00	
Labor and Wages	5029900000	142,000.00	10,000.00	152,000.00	0.00	0.00	0.00	0.00	0.00	0.00	0.00	0.00	0.00	152,000.00	0.00	0.00	
Other Maintenance and Operating Expenses	5029900000	142,000.00	10,000.00	152,000.00	0.00	0.00	0.00	0.00	0.00	0.00	0.00	0.00	0.00	152,000.00	0.00	0.00	
Other Maintenance and Operating Expenses	5029909000	142,000.00	10,000.00	152,000.00	0.00	0.00	0.00	0.00	0.00	0.00	0.00	0.00	0.00	152,000.00	0.00	0.00	
Capital Outlays	5060400000	500,000.00	416,250.00	916,250.00	195,771.99	135,455.00	0.00	0.00	335,226.99	63,521.99	63,521.99	0.00	0.00	561,023.01	35,850.00	235,755.00	
Property, Plant and Equipment Outlay	5060405000	500,000.00	416,250.00	916,250.00	195,771.99	135,455.00	0.00	0.00	335,226.99	63,521.99	63,521.99	0.00	0.00	561,023.01	35,850.00	235,755.00	
Machinery and Equipment Outlay	5060405004	500,000.00	250,000.00	750,000.00	33,521.99	135,455.00	0.00	0.00	168,976.99	0.00	0.00	0.00	0.00	250,000.00	0.00	0.00	
Agricultural and Forestry Equipment	5060405009	500,000.00	0.00	500,000.00	33,521.99	135,455.00	0.00	0.00	168,976.99	0.00	0.00	0.00	0.00	331,023.01	35,850.00	69,595.00	
Other Machinery and Equipment	5060402000	0.00	166,250.00	166,250.00	166,250.00	0.00	0.00	166,250.00	166,250.00	0.00	0.00	0.00	0.00	0.00	0.00	166,250.00	
Other Property, Plant and Equipment Outlay	5060409000	0.00	166,250.00	166,250.00	166,250.00	0.00	0.00	166,250.00	166,250.00	0.00	0.00	0.00	0.00	0.00	0.00	166,250.00	
Other Property, Plant and Equipment	5060409009	0.00	166,250.00	166,250.00	166,250.00	0.00	0.00	166,250.00	166,250.00	0.00	0.00	0.00	0.00	0.00	0.00	166,250.00	
GRAND TOTAL		8,286,460.00	668,250.00	8,954,710.00	1,029,618.41	2,275,664.57	0.00	0.00	3,304,682.98	723,194.42	1,108,662.73	0.00	0.00	5,650,047.02	1,236,737.83	235,755.00	


ALFREDO P. CILOT
Administrative Officer V, Budget Services
Date: 2021-07-22 04:11:27


ROMMEL S. TORRES
Accountant III, Accounting Services
Date: 2021-07-22 04:11:27


MARIA EDNA F. INIGO, PH.D.
VP - Administrative and Financial Affairs
Date: 2021-07-22 08:27:15


PATRICK ALAIN T. AZANZA, PH.D., J.D.
SUC, President III
Date: 2021-07-22 08:28:10