

STATEMENT OF APPROVED BUDGET, UTILIZATIONS, DISBURSEMENTS AND BALANCES
(For Off-Budgetary Funds)


As at the Quarter Ending June 30, 2021


Department : State Universities and Colleges (SUCs)
 Agency/Entity : Calanduanes State University
 Operating Unit : < not applicable >
 Organization Code (UJACS) : 05 Internally Generated Funds
 Fund Cluster : 05 Internally Generated Funds and 06-Business Related Funds


Particulars	UACS CODE	Approved Budget				Utilizations				Disbursements				Balances			
		Approved Budgeted Revenue	Adjustments (Reductions, Modifications)	Adjusted Budgeted Revenue	1st Quarter Ending March 31	2nd Quarter Ending June 30	3rd Quarter Ending Sept. 30	4th Quarter Ending Dec. 31	Total	1st Quarter Ending March 31	2nd Quarter Ending June 30	3rd Quarter Ending Sept. 30	4th Quarter Ending Dec. 31	TOTAL	Unliquidated Budget	Unpaid Obligations	
																Due and Demandable	Net Voucher and Demandable
3	4	5=(3+4)	6	7	8	9	10=(6+7+8+9)	11	12	13	14	15=(11+12+13+14)	16=(5-10)	17	18		
General Administration and Support	1000000000000000	53,481,480.00	12,865,650.00	66,347,130.00	8,451,661.17	15,589,738.56	0.00	0.00	22,041,399.73	3,151,172.48	3,796,223.81	0.00	0.00	6,947,396.29	44,326,733.71	647,521.00	14,426,492.35
General Management and Supervision	100000100001000	53,481,480.00	12,865,650.00	66,347,130.00	8,451,661.17	15,589,738.56	0.00	0.00	22,041,399.73	3,151,172.48	3,796,223.81	0.00	0.00	6,947,396.29	44,326,733.71	647,521.00	14,426,492.35
PS		1,130,000.00	(80,000.00)	1,050,000.00	2,105,444.44	353,840.99	0.00	0.00	584,285.43	209,641.45	106,448.23	0.00	0.00	316,089.68	485,517.56	231,842.76	14,550.00
MOOE		41,839,480.00	12,404,850.00	54,244,330.00	3,754,140.66	1,917,891.52	0.00	0.00	5,670,032.16	2,941,530.93	1,689,774.58	0.00	0.00	4,631,305.51	5,369,991.42	296,439.35	1,032,932.18
CO		53,481,480.00	12,865,650.00	66,347,130.00	8,451,661.17	15,589,738.56	0.00	0.00	22,041,399.73	3,151,172.48	3,796,223.81	0.00	0.00	6,947,396.29	44,326,733.71	647,521.00	14,426,492.35
Sub-Total: General Administration and Support		1,130,000.00	(80,000.00)	1,050,000.00	2,105,444.44	353,840.99	0.00	0.00	5,670,032.16	2,941,530.93	1,689,774.58	0.00	0.00	4,631,305.51	5,369,991.42	296,439.35	1,032,932.18
PS		10,512,000.00	540,800.00	11,052,800.00	3,754,140.66	1,917,891.52	0.00	0.00	5,670,032.16	2,941,530.93	1,689,774.58	0.00	0.00	4,631,305.51	5,369,991.42	296,439.35	1,032,932.18
MOOE		0.00	0.00	0.00	0.00	0.00	0.00	0.00	0.00	0.00	0.00	0.00	0.00	0.00	0.00	0.00	0.00
File's (if Applicable)		41,839,480.00	12,404,850.00	54,244,330.00	4,466,970.06	11,288,138.65	0.00	0.00	15,765,108.71	2,790,441.55	1,986,744.24	0.00	0.00	2,777,185.79	38,458,221.26	129,247.97	13,379,700.16
CO		3,967,800.00	(20,000.00)	3,947,800.00	556,339.69	1,187,861.03	0.00	0.00	1,743,460.72	424,710.14	754,759.32	0.00	0.00	1,179,469.46	2,204,399.26	0.00	563,931.26
Support to Operations	2000000000000000	3,967,800.00	(20,000.00)	3,947,800.00	556,339.69	1,187,861.03	0.00	0.00	1,743,460.72	424,710.14	754,759.32	0.00	0.00	1,179,469.46	2,204,399.26	0.00	563,931.26
Auxiliary Services	200000100001000	3,967,800.00	(20,000.00)	3,947,800.00	556,339.69	1,187,861.03	0.00	0.00	1,743,460.72	424,710.14	754,759.32	0.00	0.00	1,179,469.46	2,204,399.26	0.00	563,931.26
PS		2,967,800.00	0.00	2,967,800.00	556,339.69	1,187,861.03	0.00	0.00	1,743,460.72	424,710.14	754,759.32	0.00	0.00	1,179,469.46	2,204,399.26	0.00	563,931.26
MOOE		950,000.00	0.00	950,000.00	0.00	0.00	0.00	0.00	0.00	0.00	0.00	0.00	0.00	0.00	0.00	0.00	0.00
CO		3,967,800.00	(20,000.00)	3,947,800.00	556,339.69	1,187,861.03	0.00	0.00	1,743,460.72	424,710.14	754,759.32	0.00	0.00	1,179,469.46	2,204,399.26	0.00	563,931.26
Sub-Total: Support to Operations		2,967,800.00	0.00	2,967,800.00	556,339.69	1,187,861.03	0.00	0.00	1,743,460.72	424,710.14	754,759.32	0.00	0.00	1,179,469.46	2,204,399.26	0.00	563,931.26
PS		2,967,800.00	0.00	2,967,800.00	556,339.69	1,187,861.03	0.00	0.00	1,743,460.72	424,710.14	754,759.32	0.00	0.00	1,179,469.46	2,204,399.26	0.00	563,931.26
MOOE		0.00	0.00	0.00	0.00	0.00	0.00	0.00	0.00	0.00	0.00	0.00	0.00	0.00	0.00	0.00	0.00
File's (if Applicable)		950,000.00	0.00	950,000.00	0.00	0.00	0.00	0.00	0.00	0.00	0.00	0.00	0.00	0.00	0.00	0.00	0.00
CO		3,967,800.00	(20,000.00)	3,947,800.00	556,339.69	1,187,861.03	0.00	0.00	1,743,460.72	424,710.14	754,759.32	0.00	0.00	1,179,469.46	2,204,399.26	0.00	563,931.26
Operations	3000000000000000	37,083,300.00	740,000.00	37,823,300.00	2,409,593.31	4,512,433.52	0.00	0.00	6,921,993.83	1,426,921.02	2,277,516.99	0.00	0.00	3,704,437.81	30,696,305.17	414,621.56	2,803,333.37
CO	3100000000000000	29,763,900.00	1,180,000.00	30,943,900.00	2,100,845.77	3,733,554.12	0.00	0.00	5,834,398.89	1,299,877.38	1,596,925.55	0.00	0.00	2,896,803.96	25,129,500.11	332,717.56	2,564,778.37
Sub-Total: Relevant and quality tertiary education incurred to achieve inclusive growth and access of poor but deserving students to quality tertiary education		29,763,900.00	1,180,000.00	30,943,900.00	2,100,845.77	3,733,554.12	0.00	0.00	5,834,398.89	1,299,877.38	1,596,925.55	0.00	0.00	2,896,803.96	25,129,500.11	332,717.56	2,564,778.37
HIGHER EDUCATION PROGRAM	3100000000000000	29,763,900.00	1,180,000.00	30,943,900.00	2,100,845.77	3,733,554.12	0.00	0.00	5,834,398.89	1,299,877.38	1,596,925.55	0.00	0.00	2,896,803.96	25,129,500.11	332,717.56	2,564,778.37
Provision of Higher Education Services		8,265,900.00	(220,000.00)	8,045,900.00	778,237.09	1,187,708.54	0.00	0.00	1,445,945.63	224,783.45	607,248.41	0.00	0.00	1,072,934.86	6,598,054.27	300,660.23	53,243.64
PS		14,416,650.00	520,000.00	14,936,650.00	1,140,710.69	660,094.67	0.00	0.00	1,801,805.36	1,046,183.03	439,600.37	0.00	0.00	1,776,676.39	13,134,634.64	82,657.33	242,283.73
MOOE		0.00	0.00	0.00	0.00	0.00	0.00	0.00	0.00	0.00	0.00	0.00	0.00	0.00	0.00	0.00	0.00


Department : State Universities and Colleges (SUCs)
 Agency/Entity : Caladuanes State University
 : < not applicable >
 Operating Unit : 08 053 0000000
 Organization Code (UACS) : 05 Internally Generated Funds
 Fund Cluster (e.g. UACS Fund Cluster, 05-Internally Generated Funds and 06-Business Related Funds)

Particulars	UACS CODE	Approved Budget				Utilizations				Disbursements				Balances				
		Approved Budgeted Revenue	Adjustments (Reductions, Modifications/)	Adjusted Budgeted Revenue	1st Quarter Ending March 31	2nd Quarter Ending June 30	3rd Quarter Ending Sept. 30	4th Quarter Ending Dec. 31	Total	10=(6+7+8+9)	11	12	13	14	15=(11+12+13+14)	Unutilized Budget	Unpaid Obligations	
																	Due and Demandable	18
	2	3	4	5=(3+4)	6	7	8	9	10=(6+7+8+9)	11	12	13	14	15=(11+12+13+14)	16=(5-10)	17	18	
CO		7,102,850.00	830,000.00	7,932,850.00	681,897.99	1,085,849.31	0.00	0.00	2,867,748.80	29,000.00	299,187.00	0.00	0.00	328,187.00	5,326,611.20	0.00	2,250,051.00	
CO		4,376,600.00	(200,000.00)	4,076,600.00	305,289.54	534,855.09	0.00	0.00	840,144.63	126,544.54	605,655.09	0.00	0.00	731,899.63	3,256,465.37	0.00	108,145.00	
CO		1,448,800.00	(120,000.00)	1,328,800.00	0.00	2,400.00	0.00	0.00	2,400.00	0.00	2,400.00	0.00	0.00	2,400.00	1,326,400.00	0.00	0.00	
CO		1,448,800.00	(120,000.00)	1,328,800.00	0.00	2,400.00	0.00	0.00	2,400.00	0.00	2,400.00	0.00	0.00	2,400.00	1,326,400.00	0.00	0.00	
PS		600,000.00	(50,000.00)	550,000.00	0.00	2,400.00	0.00	0.00	2,400.00	0.00	2,400.00	0.00	0.00	2,400.00	647,800.00	0.00	0.00	
PS		848,800.00	(70,000.00)	778,800.00	0.00	0.00	0.00	0.00	0.00	0.00	0.00	0.00	0.00	0.00	778,800.00	0.00	0.00	
CO		2,927,800.00	(180,000.00)	2,747,800.00	305,289.54	532,455.09	0.00	0.00	837,744.63	126,544.54	605,655.09	0.00	0.00	729,899.63	1,920,055.37	0.00	108,145.00	
CO		2,927,800.00	(180,000.00)	2,747,800.00	305,289.54	532,455.09	0.00	0.00	837,744.63	126,544.54	605,655.09	0.00	0.00	729,899.63	1,920,055.37	0.00	108,145.00	
PS		1,677,800.00	(110,000.00)	1,567,800.00	0.00	114,515.87	0.00	0.00	114,515.87	0.00	114,515.87	0.00	0.00	114,515.87	558,484.13	0.00	0.00	
CO		500,000.00	0.00	500,000.00	46,208.00	130,147.82	0.00	0.00	176,407.82	0.00	325,691.00	0.00	0.00	452,298.14	1,029,778.66	0.00	81,585.00	
CO		2,927,800.00	(160,000.00)	2,767,800.00	3,445.00	244,004.31	0.00	0.00	247,408.31	0.00	75,135.31	0.00	0.00	75,135.31	2,520,350.00	0.00	146,410.00	
CO		2,927,800.00	(160,000.00)	2,767,800.00	3,445.00	244,004.31	0.00	0.00	247,408.31	0.00	75,135.31	0.00	0.00	75,135.31	2,520,350.00	0.00	146,410.00	
PS		400,000.00	(50,000.00)	350,000.00	0.00	0.00	0.00	0.00	0.00	0.00	0.00	0.00	0.00	0.00	350,000.00	0.00	0.00	
PS		1,677,800.00	(110,000.00)	1,567,800.00	3,445.00	78,232.50	0.00	0.00	81,708.50	0.00	49,864.50	0.00	0.00	49,864.50	1,026,001.00	0.00	0.00	
CO		700,000.00	0.00	700,000.00	0.00	165,660.81	0.00	0.00	165,660.81	0.00	25,270.81	0.00	0.00	25,270.81	534,181.19	0.00	146,410.00	
CO		37,088,300.00	740,000.00	37,828,300.00	2,400,580.31	4,512,413.59	0.00	0.00	6,912,993.83	1,026,571.02	2,277,516.88	0.00	0.00	3,304,087.90	30,996,395.17	0.00	2,803,333.37	
PS		9,985,000.00	(370,000.00)	9,615,000.00	278,227.03	1,284,624.51	0.00	0.00	1,562,851.54	224,783.45	994,164.28	0.00	0.00	1,208,957.73	8,052,138.40	0.00	532,959.89	
PS		18,770,450.00	230,000.00	19,000,450.00	1,403,183.23	1,026,918.77	0.00	0.00	2,429,805.00	1,172,728.47	806,046.47	0.00	0.00	1,978,774.94	16,570,645.00	0.00	337,688.73	
MODE		0.00	0.00	0.00	0.00	0.00	0.00	0.00	0.00	0.00	0.00	0.00	0.00	0.00	0.00	0.00	0.00	
MODE		8,332,850.00	880,000.00	9,212,850.00	728,197.99	2,201,169.24	0.00	0.00	2,929,327.23	29,000.00	487,500.23	0.00	0.00	516,500.23	6,283,522.77	0.00	2,413,021.00	
CO		94,537,500.00	13,696,600.00	108,234,100.00	11,417,581.17	10,269,213.11	0.00	0.00	21,686,794.28	5,892,404.54	6,828,500.11	0.00	0.00	11,500,904.65	77,436,435.72	0.00	17,703,746.99	
PS		11,165,000.00	(450,000.00)	10,715,000.00	488,778.54	1,639,565.50	0.00	0.00	2,127,344.04	434,483.00	1,029,812.51	0.00	0.00	1,527,847.41	8,587,655.96	0.00	67,793.44	
PS		32,250,200.00	750,800.00	33,001,000.00	5,713,674.29	4,131,339.72	0.00	0.00	9,845,014.00	4,259,553.32	3,251,837.13	0.00	0.00	7,511,390.45	23,156,035.70	0.00	1,933,232.17	
MODE		0.00	0.00	0.00	0.00	0.00	0.00	0.00	0.00	0.00	0.00	0.00	0.00	0.00	0.00	0.00	0.00	
MODE		51,122,330.00	13,284,850.00	64,407,180.00	5,121,538.05	13,189,307.89	0.00	0.00	16,714,435.94	300,416.32	2,468,050.47	0.00	0.00	2,768,466.79	45,662,744.05	0.00	15,792,721.15	
CO																		


ALFREDO F. OLOT
Administrative Officer V, Budget Services
Date: 2021-07-22 05:45:00


ROMMEL S. TORRES
Accountant III, Accounting Services
Date: 2021-07-22 05:45:00


MARIA EDNA R. INIGO, PH.D.
VP - Administrative and Financial Affairs
Date: 2021-07-22 08:25:11


PATRICK ALAIN T. AZANZA, PH.D., J.D.
SUC, President III
Date: 2021-07-22 08:26:23