



STATEMENT OF APPROVED BUDGET, UTILIZATIONS, DISBURSEMENTS AND BALANCES
(For Off-Budgetary Funds)
As at the Quarter Ending June 30, 2021


Department : State Universities and Colleges (SUCs)
 Agency/Entity : Catanduanes State University
 Operating Unit : < not applicable >
 Organization Code (UACS) : 08 053 0000000
 Fund Cluster : 06 Business Related Funds


(e.g. UACS Fund Cluster: 05-Internally Generated Funds and 06-Business Related Funds)

Particulars	UACS CODE	Approved Budget			Utilizations					Disbursements					Balances		
		Approved Budgeted Revenue	Adjustments (Reductions, Modifications)	Adjusted Budgeted Revenue	1st Quarter Ending March 31	2nd Quarter Ending June 30	3rd Quarter Ending Sept. 30	4th Quarter Ending Dec. 31	Total	1st Quarter Ending March 31	2nd Quarter Ending June 30	3rd Quarter Ending Sept. 30	4th Quarter Ending Dec. 31	TOTAL	Unutilized Budget	Unpaid Obligations	
																15=(11+12+13+14)	16=(5-10)
1	2	3	4	5=([3+(-)4])	6	7	8	9	10=(6+7+8+9)	11	12	13	14	15=(11+12+13+14)	16=(5-10)	17	18
Support to Operations	2000000000000000	6,285,480.00	968,250.00	9,254,730.00	1,029,618.41	2,275,064.57	0.00	0.00	3,304,682.98	723,194.42	1,105,595.73	0.00	0.00	1,832,190.15	5,950,047.02	1,236,737.03	235,755.00
Auxiliary Services	200000100001000	6,285,480.00	968,250.00	9,254,730.00	1,029,618.41	2,275,064.57	0.00	0.00	3,304,682.98	723,194.42	1,105,595.73	0.00	0.00	1,832,190.15	5,950,047.02	1,236,737.03	235,755.00
PS		120,000.00	0.00	120,000.00	30,000.00	30,000.00	0.00	0.00	60,000.00	20,000.00	30,000.00	0.00	0.00	50,000.00	60,000.00	10,000.00	0.00
MOOE		7,666,480.00	552,600.00	8,219,080.00	799,618.42	2,109,609.57	0.00	0.00	2,909,455.99	703,194.42	1,015,473.74	0.00	0.00	1,718,668.16	5,309,024.01	1,190,787.03	0.00
CO		500,000.00	416,250.00	916,250.00	199,771.99	135,455.00	0.00	0.00	335,226.99	0.00	63,521.99	0.00	0.00	63,521.99	561,023.01	35,950.00	235,755.00
Sub-Total, Support to Operations		6,285,480.00	968,250.00	9,254,730.00	1,029,618.41	2,275,064.57	0.00	0.00	3,304,682.98	723,194.42	1,105,595.73	0.00	0.00	1,832,190.15	5,950,047.02	1,236,737.03	235,755.00
PS		120,000.00	0.00	120,000.00	30,000.00	30,000.00	0.00	0.00	60,000.00	20,000.00	30,000.00	0.00	0.00	50,000.00	60,000.00	10,000.00	0.00
MOOE		7,666,480.00	552,600.00	8,219,080.00	799,618.42	2,109,609.57	0.00	0.00	2,909,455.99	703,194.42	1,015,473.74	0.00	0.00	1,718,668.16	5,309,024.01	1,190,787.03	0.00
FinEx (if Applicable)		0.00	0.00	0.00	0.00	0.00	0.00	0.00	0.00	0.00	0.00	0.00	0.00	0.00	0.00	0.00	0.00
CO		500,000.00	416,250.00	916,250.00	199,771.99	135,455.00	0.00	0.00	335,226.99	0.00	63,521.99	0.00	0.00	63,521.99	561,023.01	35,950.00	235,755.00
GRAND TOTAL		6,285,480.00	968,250.00	9,254,730.00	1,029,618.41	2,275,064.57	0.00	0.00	3,304,682.98	723,194.42	1,105,595.73	0.00	0.00	1,832,190.15	5,950,047.02	1,236,737.03	235,755.00
PS		120,000.00	0.00	120,000.00	30,000.00	30,000.00	0.00	0.00	60,000.00	20,000.00	30,000.00	0.00	0.00	50,000.00	60,000.00	10,000.00	0.00
MOOE		7,666,480.00	552,600.00	8,219,080.00	799,618.42	2,109,609.57	0.00	0.00	2,909,455.99	703,194.42	1,015,473.74	0.00	0.00	1,718,668.16	5,309,024.01	1,190,787.03	0.00
FinEx (if Applicable)		0.00	0.00	0.00	0.00	0.00	0.00	0.00	0.00	0.00	0.00	0.00	0.00	0.00	0.00	0.00	0.00
CO		500,000.00	416,250.00	916,250.00	199,771.99	135,455.00	0.00	0.00	335,226.99	0.00	63,521.99	0.00	0.00	63,521.99	561,023.01	35,950.00	235,755.00


ALFREDDO P. CILOT
 Administrative Officer V, Budget Services
 Date: 2021-07-22 05:45:00


ROMMEL S. TORRES
 Accountant III, Accounting Services
 Date: 2021-07-22 05:45:00


MARIA EDNA R. INIGO, PH.D.
 VP - Administrative and Financial Affairs
 Date: 2021-07-22 08:25:11


PATRICK ALAIN T. AZANZA, PH.D., J.D.
 SUC, President III
 Date: 2021-07-22 08:26:23