



# CATANDUANES STATE UNIVERSITY

Virac, Catanduanes

## TRIAL BALANCE

### TLA - TRUST FUND

As of March 31, 2021

PARTICULARS	Account Code	DEBIT	CREDIT
Cash in Bank - LCCA	1-01-02-020	11,157,293.06	
Other Receivables	1-03-05-990	506,120.67	
Water Supply Systems	1-06-03-040	102,950.00	
Accum Dep - Water Supply Systems	1-06-03-041		10,595.26
Office Equipment	1-06-05-020	92,780.00	
Accum Dep - Office Equipment	1-06-05-021		36,098.57
Information & Communication Technology Equip	1-06-05-030	481,177.15	
Accum Dep - ICT Equipment	1-06-05-031		122,930.76
Technical & Scientific Equipment	1-06-05-140	4,296,626.00	
Accum Dep - Technical & Scientific Equipment	1-06-05-141		352,261.47
Accounts Payable	2-01-01-010		37,842.00
Due to BIR	2-02-01-010		23,823.17
Due to Pag-IBIG	2-02-01-030		1,600.00
Due to NGAs	2-02-01-050		6,870,031.69
Trust Liabilities	2-04-01-010		2,846,470.52
Guaranty/Security Deposits Payable	2-04-01-040		1,618,245.57
Other Payables	2-99-99-990		265,236.80
Accumulated Surplus/(Deficit)	3-01-01-010		4,595,184.99
Miscellaneous Income	4-06-09-990		491.50
Depreciation - Infra	5-05-01-030	2,445.06	
Depreciation - Machinery & Equipment	5-05-01-050	141,420.36	
<b>GRAND TOTAL</b>		<b>P 16,780,812.30</b>	<b>P 16,780,812.30</b>

CERTIFIED CORRECT:

ROMMEL S. TORRES

Accountant III



CATANDUANES STATE UNIVERSITY  
Virac, Catanduanes

**CONSOLIDATED CASH FLOW STATEMENT**  
**TLA - TRUST FUND**  
March 31, 2021

---

**CASH FLOW FROM OPERATING ACTIVITIES**

*Cash Inflows:*

Cash receipt of grants and donations	<u>2,476,988.90</u>	
Total Cash Inflows		2,476,988.90

*Cash Outflows*

Cash Payment of Operating Expenses	3,548,615.15	
Remittance of Taxes Withheld Not Covered by TRA	<u>144,956.22</u>	
Total Cash Outflows		<u>3,693,571.37</u>

Cash Provided by Operating Activities		<u>(1,216,582.47)</u>
---------------------------------------	--	-----------------------

**Total Cash Provided by Operating & Investing Activities**

(1,216,582.47)

Add: Cash Balance, Beginning January 1, 2021

Cash in Bank - Local Currency - Checking Account	12,373,875.53	12,373,875.53
--------------------------------------------------	---------------	---------------

**Cash Balance Ending Mar 31, 2021**


11,157,293.06

Details:

Cash in Bank - Local Currency - Checking Account	<u>11,157,293.06</u>	
	<u>11,157,293.06</u>	-

---

Certified Correct:

  
**ROMMEL S. TORRES**  
Accountant III



CATANDUANES STATE UNIVERSITY  
Virac, Catanduanes


CONSOLIDATED STATEMENT OF FINANCIAL PERFORMANCE  
TLA - TRUST FUND  
For the Quarter Ending March 31, 2021

---

Revenue		
Miscellaneous Income		491.50
Total Revenue		<u>491.50</u>
Expenses		
Non Cash Expenses		
Depreciation - Infrastructure Assets	2,445.06	
Depreciation - Machinery & Equipment	<u>141,420.36</u>	<u>143,865.42</u>
Total Operating Expenses		<u>143,865.42</u>
SURPLUS/(DEFICIT) FROM CURRENT OPERATIONS		<u>(143,373.92)</u>
SURPLUS/(DEFICIT) FOR THE PERIOD		<u><u>(143,373.92)</u></u>

---

Certified Correct:

  
ROMMEL S. TORRES  
Accountant III



CATANDUANES STATE UNIVERSITY  
Virac, Catanduanes


CONSOLIDATED STATEMENT OF CHANGES IN NET ASSETS/EQUITY  
TLA - TRUST FUND  
March 31, 2021

---

Accumulated Surplus/(Deficit), beginning	P	4,595,184.99
Retained Earnings Surplus		
Current Operations		<u>(143,373.92)</u>
Accumulated Surplus/(Deficit), ending	P	<u><u>4,451,811.07</u></u>

---

Certified Correct:

  
ROMMEL S. TORRES  
Accountant III



CATANDUANES STATE UNIVERSITY  
Virac, Catanduanes

CONSOLIDATED STATEMENT OF FINANCIAL POSITION  
TLA - TRUST FUND  
As of March 31, 2021

		<u>ASSETS</u>	
<b>Current Assets</b>			
<i>Cash and Cash Equivalents</i>			
Cash in Bank - Local Currency, Current Account			<u>11,157,293.06</u>
<i>Receivables</i>			
Other Receivables	<u>506,120.67</u>	506,120.67	
<b>Total Current Assets</b>			<b>11,663,413.73</b>
<b>Non-current Assets</b>			
<i>Property, Plant &amp; Equipment</i>			
Water Supply Systems	102,950.00		
<i>Accumulated Depreciation</i>	<u>(10,595.26)</u>	92,354.74	
Office Equipment	92,780.00		
<i>Accumulated Depreciation</i>	<u>(36,098.57)</u>	56,681.43	
ICT Equipment	481,177.15		
<i>Accumulated Depreciation</i>	<u>(122,930.76)</u>	358,246.39	
Technical and Scientific Equipment	4,296,626.00		
<i>Accumulated Depreciation</i>	<u>(352,261.47)</u>	<u>3,944,364.53</u>	
<b>Total Non-Current Assets</b>			<u>4,451,647.09</u>
<b>TOTAL ASSETS</b>			<b>P 16,115,060.82</b>
		<u>LIABILITIES</u>	
<b>Current Liabilities</b>			
Accounts Payable		37,842.00	
<i>Inter-Agency Payables</i>			
Due to BIR	23,823.17		
Due to Pag-IBIG	1,600.00		
Due To NGAs	<u>6,870,031.69</u>	6,895,454.86	
Trust Liabilities		2,846,470.52	
Guaranty/Security Deposits Payable		1,618,245.57	
<b>Total Liabilities</b>			<u>11,663,249.75</u>
<b>TOTAL ASSETS LESS LIABILITIES</b>			<u>4,451,811.07</u>



NET ASSETS/EQUITY

Accumulated Surplus/(Deficit)

4,451,811.07

Certified Correct:



ROMMEL S. TORRES  
Accountant III

Current Assets		
Cash and Cash Equivalents		
Accounts Receivable		
Inventory		
Prepaid Expenses		
Other Current Assets		
Total Current Assets		
Non-Current Assets		
Property, Plant, and Equipment		
Investments		
Intangible Assets		
Other Non-Current Assets		
Total Non-Current Assets		
<b>TOTAL ASSETS</b>		
Current Liabilities		
Accounts Payable		
Accrued Liabilities		
Deferred Revenue		
Other Current Liabilities		
Total Current Liabilities		
Non-Current Liabilities		
Long-Term Debt		
Other Non-Current Liabilities		
Total Non-Current Liabilities		
<b>TOTAL LIABILITIES</b>		
<b>Accumulated Surplus/(Deficit)</b>		<b>4,451,811.07</b>