


Department : State Universities and Colleges (SUCs)
 Agency/Entity : Catanduanes State University
 Operating Unit : < not applicable >
 Organization Code (UACS) : 08 053 0000000
 Fund Cluster : 05 Internally Generated Funds
 (e.g. UACS Fund Cluster: 05-Internally Generated Funds and 06-Business Related Funds)


UACS CODE	Particulars	Approved Budget				Utilizations				Disbursements				Balances		
		3	4	5=(3+4)	6	7	8	9	10=(6+7+8+9)	11	12	13	14	15=(11+12+13+14)	Unpaid Obligations	
															Approved Budgeted Revenue	Adjustments (Reductions, Modifications)
2	1														17	18
	SUMMARY															
	A. AGENCY SPECIFIC BUDGET															
	Accountable Funds Expenses	15,000.00	0.00	15,000.00	0.00	0.00	0.00	0.00	0.00	0.00	0.00	0.00	0.00	0.00	0.00	0.00
	Drugs and Medicines Expenses	177,000.00	0.00	177,000.00	0.00	0.00	0.00	0.00	0.00	0.00	0.00	0.00	0.00	0.00	0.00	0.00
	Drugs and Medicines Expenses	177,000.00	0.00	177,000.00	0.00	0.00	0.00	0.00	0.00	0.00	0.00	0.00	0.00	0.00	0.00	0.00
	Medical, Dental and Laboratory Supplies Expenses	430,000.00	0.00	430,000.00	0.00	0.00	0.00	0.00	0.00	0.00	0.00	0.00	0.00	0.00	0.00	0.00
	Medical, Dental and Laboratory Supplies Expenses	430,000.00	0.00	430,000.00	0.00	0.00	0.00	0.00	0.00	0.00	0.00	0.00	0.00	0.00	0.00	0.00
	Fuel, Oil and Lubricants Expenses	360,000.00	100,000.00	460,000.00	3,920.00	0.00	0.00	0.00	0.00	0.00	0.00	0.00	0.00	0.00	0.00	0.00
	Fuel, Oil and Lubricants Expenses	360,000.00	100,000.00	460,000.00	3,920.00	0.00	0.00	0.00	0.00	0.00	0.00	0.00	0.00	0.00	0.00	0.00
	Agricultural and Marine Supplies Expenses	1,631,050.00	30,000.00	1,661,050.00	170,405.00	0.00	0.00	0.00	0.00	0.00	0.00	0.00	0.00	0.00	0.00	0.00
	Agricultural and Marine Supplies Expenses	1,631,050.00	30,000.00	1,661,050.00	170,405.00	0.00	0.00	0.00	0.00	0.00	0.00	0.00	0.00	0.00	0.00	0.00
	Agribusiness and Marine Supplies Expenses	3,348,000.00	0.00	3,348,000.00	157,700.00	0.00	0.00	0.00	0.00	0.00	0.00	0.00	0.00	0.00	0.00	0.00
	Agribusiness and Marine Supplies Expenses	3,348,000.00	0.00	3,348,000.00	157,700.00	0.00	0.00	0.00	0.00	0.00	0.00	0.00	0.00	0.00	0.00	0.00
	Textbooks and Instructional Materials Expenses	3,070,200.00	0.00	3,070,200.00	56,672.50	0.00	0.00	0.00	0.00	0.00	0.00	0.00	0.00	0.00	0.00	0.00
	Textbooks and Instructional Materials Expenses	3,070,200.00	0.00	3,070,200.00	56,672.50	0.00	0.00	0.00	0.00	0.00	0.00	0.00	0.00	0.00	0.00	0.00
	Other Supplies and Materials Expenses	476,600.00	0.00	476,600.00	20,824.16	0.00	0.00	0.00	0.00	0.00	0.00	0.00	0.00	0.00	0.00	0.00
	Other Supplies and Materials Expenses	476,600.00	0.00	476,600.00	20,824.16	0.00	0.00	0.00	0.00	0.00	0.00	0.00	0.00	0.00	0.00	0.00
	Communication Expenses	456,200.00	0.00	456,200.00	20,824.16	0.00	0.00	0.00	0.00	0.00	0.00	0.00	0.00	0.00	0.00	0.00
	Communication Expenses	456,200.00	0.00	456,200.00	20,824.16	0.00	0.00	0.00	0.00	0.00	0.00	0.00	0.00	0.00	0.00	0.00
	Internet Subscription Expenses	22,400.00	0.00	22,400.00	0.00	0.00	0.00	0.00	0.00	0.00	0.00	0.00	0.00	0.00	0.00	0.00
	Internet Subscription Expenses	22,400.00	0.00	22,400.00	0.00	0.00	0.00	0.00	0.00	0.00	0.00	0.00	0.00	0.00	0.00	0.00
	Cable, Satellite, Telegraph and Radio Expenses	22,400.00	0.00	22,400.00	0.00	0.00	0.00	0.00	0.00	0.00	0.00	0.00	0.00	0.00	0.00	0.00
	Cable, Satellite, Telegraph and Radio Expenses	22,400.00	0.00	22,400.00	0.00	0.00	0.00	0.00	0.00	0.00	0.00	0.00	0.00	0.00	0.00	0.00
	Professional Services	4,616,600.00	550,000.00	5,166,600.00	3,020,740.49	0.00	0.00	0.00	0.00	0.00	0.00	0.00	0.00	0.00	0.00	0.00
	Professional Services	4,616,600.00	550,000.00	5,166,600.00	3,020,740.49	0.00	0.00	0.00	0.00	0.00	0.00	0.00	0.00	0.00	0.00	0.00
	Other Professional Services	4,616,600.00	550,000.00	5,166,600.00	3,020,740.49	0.00	0.00	0.00	0.00	0.00	0.00	0.00	0.00	0.00	0.00	0.00
	Other Professional Services	4,616,600.00	550,000.00	5,166,600.00	3,020,740.49	0.00	0.00	0.00	0.00	0.00	0.00	0.00	0.00	0.00	0.00	0.00
	General Services	1,600,000.00	0.00	1,600,000.00	0.00	0.00	0.00	0.00	0.00	0.00	0.00	0.00	0.00	0.00	0.00	0.00
	General Services	1,600,000.00	0.00	1,600,000.00	0.00	0.00	0.00	0.00	0.00	0.00	0.00	0.00	0.00	0.00	0.00	0.00
	Janitorial Services	100,000.00	0.00	100,000.00	0.00	0.00	0.00	0.00	0.00	0.00	0.00	0.00	0.00	0.00	0.00	0.00
	Janitorial Services	100,000.00	0.00	100,000.00	0.00	0.00	0.00	0.00	0.00	0.00	0.00	0.00	0.00	0.00	0.00	0.00
	Security Services	1,500,000.00	0.00	1,500,000.00	0.00	0.00	0.00	0.00	0.00	0.00	0.00	0.00	0.00	0.00	0.00	0.00
	Security Services	1,500,000.00	0.00	1,500,000.00	0.00	0.00	0.00	0.00	0.00	0.00	0.00	0.00	0.00	0.00	0.00	0.00
	Repairs and Maintenance	1,260,000.00	60,000.00	1,320,000.00	6,360.00	0.00	0.00	0.00	0.00	0.00	0.00	0.00	0.00	0.00	0.00	0.00
	Repairs and Maintenance	1,260,000.00	60,000.00	1,320,000.00	6,360.00	0.00	0.00	0.00	0.00	0.00	0.00	0.00	0.00	0.00	0.00	0.00
	Repairs and Maintenance - Buildings and Other Structures	640,000.00	0.00	640,000.00	0.00	0.00	0.00	0.00	0.00	0.00	0.00	0.00	0.00	0.00	0.00	0.00
	Repairs and Maintenance - Buildings and Other Structures	640,000.00	0.00	640,000.00	0.00	0.00	0.00	0.00	0.00	0.00	0.00	0.00	0.00	0.00	0.00	0.00
	Buildings	640,000.00	0.00	640,000.00	0.00	0.00	0.00	0.00	0.00	0.00	0.00	0.00	0.00	0.00	0.00	0.00
	Buildings	640,000.00	0.00	640,000.00	0.00	0.00	0.00	0.00	0.00	0.00	0.00	0.00	0.00	0.00	0.00	0.00
	School Buildings	0.00	0.00	0.00	0.00	0.00	0.00	0.00	0.00	0.00	0.00	0.00	0.00	0.00	0.00	0.00
	School Buildings	0.00	0.00	0.00	0.00	0.00	0.00	0.00	0.00	0.00	0.00	0.00	0.00	0.00	0.00	0.00


Department : State Universities and Colleges (SUCs)
 Agency/Entity : Catanduanes State University
 Operating Unit : < not applicable >
 Organization Code (UACS) : 08 053 0000000
 Fund Cluster : 05 Internally Generated Funds


(e.g. UACS Fund Cluster: 05-Internally Generated Funds and 06-Business Related Funds)

Particulars	UACS CODE	Approved Budget			Utilizations					Disbursements					Balances		
		Approved Budgeted Revenue	Adjustments (Reductions, Modifications/)	Adjusted Budgeted Revenue	1st Quarter Ending March 31	2nd Quarter Ending June 30	3rd Quarter Ending Sept. 30	4th Quarter Ending Dec. 31	Total	1st Quarter Ending March 31	2nd Quarter Ending June 30	3rd Quarter Ending Sept. 30	4th Quarter Ending Dec. 31	TOTAL	Unutilized Budget	Unpaid Obligations	
		3	4	5=[(3+(-)4)]	6	7	8	9	10=[(6+7+8+9)]	11	12	13	14	15=[(11+12+13+14)]	16=(5-10)	17	18
SUMMARY																	
A. AGENCY SPECIFIC BUDGET	5060405015	0.00	0.00	0.00	0.00	0.00	0.00	0.00	0.00	0.00	0.00	0.00	0.00	0.00	0.00	0.00	0.00
ICT Software	5060405099	8,690,000.00	150,000.00	8,840,000.00	85,015.00	0.00	0.00	0.00	85,015.00	49,600.00	0.00	0.00	0.00	49,600.00	8,754,895.00	0.00	35,415.00
Other Machinery and Equipment	5060407000	995,000.00	0.00	995,000.00	53,330.00	0.00	0.00	0.00	53,330.00	0.00	0.00	0.00	0.00	0.00	94,670.00	0.00	53,330.00
Furniture, Fixtures and Books Outlay	5060407001	545,000.00	0.00	545,000.00	53,330.00	0.00	0.00	0.00	53,330.00	0.00	0.00	0.00	0.00	0.00	491,670.00	0.00	53,330.00
Furniture and Fixtures	5060407002	450,000.00	0.00	450,000.00	0.00	0.00	0.00	0.00	0.00	0.00	0.00	0.00	0.00	0.00	450,000.00	0.00	0.00
Books	5060409000	3,591,250.00	0.00	3,591,250.00	0.00	0.00	0.00	0.00	0.00	0.00	0.00	0.00	0.00	0.00	3,591,250.00	0.00	0.00
Other Property Plant and Equipment Outlay	5060409099	3,591,250.00	0.00	3,591,250.00	0.00	0.00	0.00	0.00	0.00	0.00	0.00	0.00	0.00	0.00	3,591,250.00	0.00	0.00
Other Property, Plant and Equipment	5060500000	2,800,000.00	480,000.00	3,280,000.00	0.00	0.00	0.00	0.00	0.00	0.00	0.00	0.00	0.00	0.00	3,280,000.00	0.00	0.00
Biological Assets Outlay	5060501000	2,800,000.00	480,000.00	3,280,000.00	0.00	0.00	0.00	0.00	0.00	0.00	0.00	0.00	0.00	0.00	3,280,000.00	0.00	0.00
Bearer Biological Assets Outlay	5060501002	1,300,000.00	240,000.00	1,540,000.00	0.00	0.00	0.00	0.00	0.00	0.00	0.00	0.00	0.00	0.00	1,540,000.00	0.00	0.00
Livestock	5060501003	1,500,000.00	240,000.00	1,740,000.00	0.00	0.00	0.00	0.00	0.00	0.00	0.00	0.00	0.00	0.00	1,740,000.00	0.00	0.00
Trees, Plants and Crops																	
GRAND TOTAL		94,537,580.00	12,893,650.00	107,421,230.00	11,417,581.17	0.00	0.00	0.00	11,417,581.17	5,002,404.11	0.00	0.00	0.00	5,002,404.11	96,003,646.83	148,884.13	6,266,292.93


 ALFREDO PILOT
 AOV, BUDGET SERVICES
 Date: 2021-04-30 14:01:59


 ROMMEL S. TORRES
 ACCOUNTANT III
 Date: 2021-04-30 14:01:59


 ATTY. GREGORIO M. SARMIENTO, JR.
 VP - A F A
 Date: 2021-04-30 14:04:02


 FREDDIE T. BERNAL, PH.D., CESO III
 CATSU, OFFICER-IN-CHARGE
 Date: 2021-04-30 14:05:33