

QUARTERLY PHYSICAL REPORT OF OPERATION


As of September 30, 2021


Department : State Universities and Colleges (SUCs)  
 Agency : Catanduanes State University  
 Operating Unit : < not applicable >  
 Organization Code (UACS) : 08 053 0000000


Particulars	UACS CODE	Physical Target (Budget Year)					Physical Accomplishment (Budget Year)					Variance	Remarks
		1st Quarter	2nd Quarter	3rd Quarter	4th Quarter	Total	1st Quarter	2nd Quarter	3rd Quarter	4th Quarter	Total		
1	2	3	4	5	6	7	8	9	10	11	12	13	14
HIGHER EDUCATION PROGRAM	310100000000000												
OO : Relevant and quality tertiary education ensured to achieve inclusive													
Outcome Indicators													
1. Percentage of first-time licensure exam takers that pass the licensure exams					62%	62%	N/A	N/A			N/A	-	No first-time licensure exam takers
2. Percentage of graduates (2 years prior) that are employed					70%	70%	83%	86%	89%		89%	-	
Output Indicators							(410/496)	(676/783)	(819/918)		(819/918)		
1. Percentage of undergraduate students enrolled in CHED-identified and RDC-identified priority programs				90%		90%	83%	-	86%		86%	-	Data reflected for 3Q is the enrollment for 1st Sem., SY 2021-2022
2. Percentage of undergraduate programs with accreditation					73%	73%	80%	80%	80%		80%	-	
ADVANCED EDUCATION PROGRAM	320100000000000												
OO : Higher education research improved to promote economic													
Outcome Indicators													
1. Percentage of graduate school faculty engaged in research work applied in any of the following:						30%	30%	54%	-	54%	54%	-	Data reflected for 3Q is for 1st Sem., SY 2021-2022
a. pursuing advanced research degree programs (Ph. D.) or				6%		6%	0%	-					
b. actively pursuing within the last three (3) years (investigative research, basic and applied scientific research, policy research, social science research) or					24%	24%	54%	-					
c. producing technologies for commercialization or livelihood improvement or													
d. whose research work resulted in an extension program													
Output Indicators													
1. Percentage of graduate students enrolled in research degree programs				97%		97%	99%	-	99%		99%	-	Data reflected for 3Q is the enrollment for 1st Sem., SY 2021-2022
2. Percentage of accredited graduate programs					50%	50%	57%	57%	57%		57%	-	
RESEARCH PROGRAM	320200000000000												
OO : Higher education research improved to promote economic													
Outcome Indicator													
1. Number of research outputs in the last three years utilized by the industry or by other beneficiaries					2	2	0	2	6		8	-	
Output Indicators													
1. Number of research outputs completed			1	1	4	10	16	2	11	7	20	3	

Department : State Universities and Colleges (SUCs)  
 Agency : Catanduanes State University  
 Operating Unit : < not applicable >  
 Organization Code (UACS) : 08 053 0000000

Particulars	UACS CODE	Physical Target (Budget Year)					Physical Accomplishment (Budget Year)					Variance	Remarks
		1st Quarter	2nd Quarter	3rd Quarter	4th Quarter	Total	1st Quarter	2nd Quarter	3rd Quarter	4th Quarter	Total		
1	2	3	4	5	6	7	8	9	10	11	12	13	14
within the year													
2. Percentage of research outputs published in internationally-referred or CHED recognized journal within the year						33%	33%	0%	8%	43%	43%	-	
TECHNICAL ADVISORY EXTENSION PROGRAM	330100000000000												
OO - Community engagement increased													
Outcome Indicator													
1. Number of active partnerships with LGUs, industries, NGOs, NGAs, SMEs, and other stakeholders as a result of extension activities		4	4	4	4	16	6	2	5		13	1	
Output Indicators													
1. Number of trainees weighted by the length of training		522	522	1189	667	2900	927	1799	1100		3826	-89	
2. Number of extension programs organized AND supported CONSISTENT WITH the SUC's mandated and priority programs		1	2	3	4	10	2	4	3		9	0	
3. Percentage of beneficiaries who rate the training course/s as satisfactory or higher in terms of quality and relevance						80%	80%	100%	100%	99.7%	99.7%	-	
							(188/188)	(1050/1050)	(351/352)		(1589/1590)		

Prepared By:  
  
 BERNARDINO C. ABUNDO, JR., PH.D.  
 Planning Officer  
 2021-10-11 08:05:02

In coordination with  
  
 ALFREDO P. CINDOT, MPA  
 Budget Officer  
 2021-10-11 08:05:02

Approved By:  
  
 PATRICK A. AZANZA, PH.D., J.D.  
 SUC President III  
 2021-10-13 10:06:37