

STATEMENT OF APPROVED BUDGET, UTILIZATIONS, DISBURSEMENTS AND BALANCES  
(For Off-Budgetary Funds)

As at the Quarter Ending December 31, 2021

Department : State Universities and Colleges (SUCs)  
 Agency/Entity : Catanduanes State University  
 Operating Unit : < not applicable >  
 Organization Code (UACS) : 08 053 000000  
 Fund Cluster : 05 Internally Generated Funds


(e.g. UACS Fund Cluster: 05-Internally Generated Funds and 06-Business Related Funds)


Particulars	UACS CODE	Approved Budget			Utilizations						Disbursements				Balances		
		Approved Budgeted Revenue	Adjustments (Reductions, Modifications)	Adjusted Budgeted Revenue	1st Quarter Ending March 31	2nd Quarter Ending June 30	3rd Quarter Ending Sept. 30	4th Quarter Ending Dec. 31	Total	1st Quarter Ending March 31	2nd Quarter Ending June 30	3rd Quarter Ending Sept. 30	4th Quarter Ending Dec. 31	TOTAL	Unutilized Budget	Unpaid Obligations	
																5=(3+(-)4)	6
General Administration and Support	10000000000000	42,091,013.80	0.00	42,091,013.80	8,451,681.17	13,569,738.58	4,093,428.03	8,516,108.89	34,630,934.44	3,102,544.98	3,811,123.81	4,424,835.72	13,399,097.82	24,737,602.33	7,480,079.38	3,491,315.22	8,402,016.89
General Management and Supervision	100000100001000	42,091,013.80	0.00	42,091,013.80	8,451,681.17	13,569,738.58	4,093,428.03	8,516,108.89	34,630,934.44	3,102,544.98	3,811,123.81	4,424,835.72	13,399,097.82	24,737,602.33	7,480,079.38	3,491,315.22	8,402,016.89
PS		560,435.72	0.00	560,435.72	210,641.45	353,860.89	(201,197.83)	170,061.77	833,396.58	208,641.45	108,448.23	30,553.17	33,823.07	382,285.82	27,048.14	151,120.89	0.00
MOOE		18,108,782.00	0.00	18,108,782.00	3,754,149.80	1,917,659.92	1,697,253.88	8,482,725.67	15,851,799.01	2,580,282.73	1,681,031.34	1,038,198.82	8,812,997.17	12,123,619.88	277,863.98	2,368,824.84	1,309,363.31
CO		25,420,816.08	0.00	25,420,816.08	4,488,970.08	11,298,139.65	2,597,319.80	(118,678.65)	18,265,749.85	312,810.80	2,011,844.24	3,355,093.83	8,652,477.58	7,155,068.23	841,289.72	5,092,063.58	
Sub-Total, General Administration and Support		42,091,013.80	0.00	42,091,013.80	8,451,681.17	13,569,738.58	4,093,428.03	8,516,108.89	34,630,934.44	3,102,544.98	3,811,123.81	4,424,835.72	13,399,097.82	24,737,602.33	7,480,079.38	3,491,315.22	8,402,016.89
PS		560,435.72	0.00	560,435.72	210,641.45	353,860.89	(201,197.83)	170,061.77	833,396.58	208,641.45	108,448.23	30,553.17	33,823.07	382,285.82	27,048.14	151,120.89	0.00
MOOE		18,108,782.00	0.00	18,108,782.00	3,754,149.80	1,917,659.92	1,697,253.88	8,482,725.67	15,851,799.01	2,580,282.73	1,681,031.34	1,038,198.82	8,812,997.17	12,123,619.88	277,863.98	2,368,824.84	1,309,363.31
FinEx (If Applicable)		0.00	0.00	0.00	0.00	0.00	0.00	0.00	0.00	0.00	0.00	0.00	0.00	0.00	0.00	0.00	0.00
CO		25,420,816.08	0.00	25,420,816.08	4,488,970.08	11,298,139.65	2,597,319.80	(118,678.65)	18,265,749.85	312,810.80	2,011,844.24	3,355,093.83	8,652,477.58	7,155,068.23	841,289.72	5,092,063.58	
Support to Operations	20000000000000	3,820,513.87	0.00	3,820,513.87	558,339.89	1,187,081.03	895,200.30	536,122.50	3,144,723.52	424,710.14	754,759.32	897,856.41	136,397.21	2,213,823.08	678,790.19	832,048.04	398,862.40
Auxiliary Services	20000100001000	3,820,513.87	0.00	3,820,513.87	558,339.89	1,187,081.03	895,200.30	536,122.50	3,144,723.52	424,710.14	754,759.32	897,856.41	136,397.21	2,213,823.08	678,790.19	832,048.04	398,862.40
PS		0.00	0.00	0.00	0.00	0.00	0.00	0.00	0.00	0.00	0.00	0.00	0.00	0.00	0.00	0.00	0.00
MOOE		2,841,780.07	0.00	2,841,780.07	558,339.89	1,187,081.03	336,448.70	528,122.50	2,807,869.92	424,710.14	754,759.32	877,878.41	128,397.21	1,988,743.08	233,790.19	228,595.24	382,631.60
CO		978,753.80	0.00	978,753.80	0.00	0.00	528,753.80	0.00	528,753.80	0.00	0.00	0.00	0.00	220,080.00	450,000.00	302,452.80	8,220.80
Sub-Total, Support to Operations		3,820,513.87	0.00	3,820,513.87	558,339.89	1,187,081.03	895,200.30	536,122.50	3,144,723.52	424,710.14	754,759.32	897,856.41	136,397.21	2,213,823.08	678,790.19	832,048.04	398,862.40
PS		0.00	0.00	0.00	0.00	0.00	0.00	0.00	0.00	0.00	0.00	0.00	0.00	0.00	0.00	0.00	0.00
MOOE		2,841,780.07	0.00	2,841,780.07	558,339.89	1,187,081.03	336,448.70	528,122.50	2,807,869.92	424,710.14	754,759.32	877,878.41	128,397.21	1,988,743.08	233,790.19	228,595.24	382,631.60
FinEx (If Applicable)		0.00	0.00	0.00	0.00	0.00	0.00	0.00	0.00	0.00	0.00	0.00	0.00	0.00	0.00	0.00	0.00
CO		978,753.80	0.00	978,753.80	0.00	0.00	528,753.80	0.00	528,753.80	0.00	0.00	0.00	0.00	220,080.00	450,000.00	302,452.80	8,220.80
Operations	30000000000000	38,078,385.68	0.00	38,078,385.68	2,408,680.31	4,512,419.52	3,012,411.18	14,837,917.52	24,672,322.53	1,478,148.98	2,262,818.98	2,275,253.57	11,351,889.83	17,364,808.17	11,607,073.13	8,228,369.24	8,992,045.12
OO : Relevant and quality tertiary education ensured to achieve inclusive growth and access of poor but deserving students to quality tertiary education increased	31000000000000	27,473,397.05	0.00	27,473,397.05	2,100,845.77	3,733,554.12	2,380,062.39	11,979,112.19	20,193,584.47	1,298,978.98	1,598,828.58	1,859,848.35	10,368,278.14	15,214,830.02	7,278,832.58	3,384,364.89	1,584,569.57
HIGHER EDUCATION PROGRAM	31010000000000	27,473,397.05	0.00	27,473,397.05	2,100,845.77	3,733,554.12	2,380,062.39	11,979,112.19	20,193,584.47	1,298,978.98	1,598,828.58	1,859,848.35	10,368,278.14	15,214,830.02	7,278,832.58	3,384,364.89	1,584,569.57
Provision of Higher Education Services	310100100001000	27,473,397.05	0.00	27,473,397.05	2,100,845.77	3,733,554.12	2,380,062.39	11,979,112.19	20,193,584.47	1,298,978.98	1,598,828.58	1,859,848.35	10,368,278.14	15,214,830.02	7,278,832.58	3,384,364.89	1,584,569.57
PS		6,378,863.42	0.00	6,378,863.42	278,237.09	1,187,708.84	595,530.88	3,508,799.89	6,518,278.50	278,037.09	867,349.41	825,808.38	2,087,631.96	4,058,522.82	1,388,623.01	814,988.95	845,786.73
MOOE		18,472,863.33	0.00	18,472,863.33	1,140,710.89	860,846.47	1,209,431.51	8,327,850.52	11,338,297.98	962,459.89	430,490.37	887,011.89	8,588,468.84	8,680,408.08	5,134,389.54	2,244,178.04	425,716.20


This report was generated using the Unified Reporting System on null version.FAR2.1.1 : Status : SUBMITTED


Department : State Universities and Colleges (SUCs)  
 Agency/Entity : Catanduanes State University  
 Operating Unit : < not applicable >  
 Organization Code (UACS) : 06 053 0000000  
 Fund Cluster : 05 Internally Generated Funds  
 (e.g. UACS Fund Cluster: 05-Internally Generated Funds and 06-Business Related Funds)

Particulars	UACS CODE	Approved Budget			Utilizations						Disbursements				Balances		
		Approved Budgeted Revenue	Adjustments (Reductions, Modifications)	Adjusted Budgeted Revenue	1st Quarter Ending March 31	2nd Quarter Ending June 30	3rd Quarter Ending Sept. 30	4th Quarter Ending Dec. 31	Total	1st Quarter Ending March 31	2nd Quarter Ending June 30	3rd Quarter Ending Sept. 30	4th Quarter Ending Dec. 31	TOTAL	Unutilized Budget	Unpaid Obligations	
																Due and Demandable	Not Yet Due and Demandable
1	2	3	4	5=(3+4)	6	7	8	9	10=(6+7+8+9)	11	12	13	14	15=(11+12+13+14)	16=(5-10)	17	18
CD		5,621,059.70	0.00	5,621,059.70	681,807.90	1,875,340.81	604,000.00	144,881.78	3,355,990.59	38,500.00	228,187.80	447,031.00	1,702,182.34	2,497,901.14	2,395,068.12	625,201.89	322,867.66
OO : Higher education research improved to promote economic productivity and innovation	3330000000000000	5,098,584.28	0.00	5,098,584.28	305,289.54	634,885.08	486,821.30	1,091,005.08	2,367,770.99	175,172.94	590,555.09	288,343.22	420,120.02	1,475,990.37	2,739,813.28	864,325.47	238,365.15
ADVANCED EDUCATION PROGRAM		1,687,189.98	0.00	1,687,189.98	0.00	2,400.00	0.00	119,540.79	121,940.79	0.00	2,400.00	0.00	118,538.29	120,309.29	1,568,229.17	901.50	100.00
Provision of Advanced Education Services	33310010001000	1,687,189.98	0.00	1,687,189.98	0.00	2,400.00	0.00	119,540.79	121,940.79	0.00	2,400.00	0.00	118,538.29	120,309.29	1,568,229.17	901.50	100.00
PS		872,919.98	0.00	872,919.98	0.00	2,400.00	0.00	0.00	0.00	0.00	2,400.00	0.00	0.00	0.00	870,519.98	0.00	0.00
MOOE		814,250.00	0.00	814,250.00	0.00	0.00	0.00	119,540.79	119,540.79	0.00	0.00	0.00	118,538.29	118,538.29	694,709.21	901.50	100.00
CD		0.00	0.00	0.00	0.00	0.00	0.00	0.00	0.00	0.00	0.00	0.00	0.00	0.00	0.00	0.00	0.00
RESEARCH PROGRAM	3332000000000000	3,408,414.32	0.00	3,408,414.32	305,289.54	832,455.09	488,821.30	841,484.27	2,246,630.20	175,172.94	588,155.09	288,343.22	301,580.73	1,364,191.09	1,163,584.12	853,423.97	238,295.15
Conduct of Research Services	333200100001000	3,408,414.32	0.00	3,408,414.32	305,289.54	832,455.09	488,821.30	841,484.27	2,246,630.20	175,172.94	588,155.09	288,343.22	301,580.73	1,364,191.09	1,163,584.12	853,423.97	238,295.15
PS		825,000.00	0.00	825,000.00	0.00	114,615.87	22,500.00	455,000.00	582,015.87	0.00	114,515.87	0.00	22,500.00	137,015.87	232,984.13	465,000.00	0.00
MOOE		1,958,465.51	0.00	1,958,465.51	259,029.54	297,791.80	402,788.30	354,032.27	1,303,622.71	175,172.94	325,991.00	288,381.22	248,111.82	1,318,868.68	854,843.00	133,408.08	151,367.15
CD		625,947.81	0.00	625,947.81	48,260.00	130,147.62	41,352.00	132,432.00	350,191.62	0.00	147,947.82	20,382.00	28,988.11	198,278.73	278,758.18	85,014.89	88,898.00
OO : Community engagement increased	3336000000000000	3,508,414.33	0.00	3,508,414.33	3,445.00	244,004.31	165,737.49	1,697,800.27	2,010,987.07	0.00	78,135.31	28,382.00	673,490.47	874,987.79	1,498,427.28	1,188,678.89	148,320.40
TECHNICAL ADVISORY EXTENSION PROGRAM	3339100000000000	3,508,414.33	0.00	3,508,414.33	3,445.00	244,004.31	165,737.49	1,697,800.27	2,010,987.07	0.00	78,135.31	28,382.00	673,490.47	874,987.79	1,498,427.28	1,188,678.89	148,320.40
Provision of Extension Services	333910010001000	3,508,414.33	0.00	3,508,414.33	3,445.00	244,004.31	165,737.49	1,697,800.27	2,010,987.07	0.00	78,135.31	28,382.00	673,490.47	874,987.79	1,498,427.28	1,188,678.89	148,320.40
PS		350,000.00	0.00	350,000.00	0.00	0.00	0.00	1,280,850.15	1,280,850.15	0.00	0.00	0.00	321,010.48	321,010.48	830,830.10	988,918.88	0.00
MOOE		2,038,414.33	0.00	2,038,414.33	3,445.00	78,323.50	86,722.53	190,233.12	370,734.15	0.00	48,884.50	8,944.00	85,843.02	145,391.62	1,888,890.18	168,310.23	53,082.40
CD		1,120,000.00	0.00	1,120,000.00	0.00	165,680.81	78,014.84	117,637.00	369,332.77	0.00	28,270.81	16,518.00	188,638.98	208,625.77	780,897.23	40,448.00	90,298.00
Sub-Total, Operations		36,078,395.86	0.00	36,078,395.86	2,408,680.31	4,612,415.82	3,012,411.18	14,637,917.83	34,873,322.53	1,478,148.99	2,282,616.98	2,278,253.57	11,361,888.83	17,384,608.17	11,607,073.10	5,225,369.24	1,982,046.12
PS		7,427,873.38	0.00	7,427,873.38	278,237.09	1,294,624.51	598,030.88	5,242,730.04	7,384,422.52	278,037.09	994,164.28	825,806.38	2,431,142.45	4,618,960.19	32,350.89	2,028,306.81	845,788.73
MOOE		21,284,814.77	0.00	21,284,814.77	1,403,185.23	1,028,618.77	1,701,823.34	8,000,458.70	13,132,186.04	1,157,811.80	828,048.47	968,737.21	7,321,757.77	9,861,153.38	8,162,828.73	2,544,798.85	834,234.84
FinEx (If Applicable)		0.00	0.00	0.00	0.00	0.00	0.00	0.00	0.00	0.00	0.00	0.00	0.00	0.00	0.00	0.00	0.00
CD		7,967,007.51	0.00	7,967,007.51	728,167.89	2,201,693.24	721,456.89	394,730.78	4,045,514.97	38,500.00	472,408.23	483,911.00	1,888,888.41	2,894,805.54	3,321,492.54	660,868.78	500,043.55
GRAND TOTAL		81,880,823.13	0.00	81,880,823.13	11,417,581.17	19,269,213.11	7,871,037.51	23,880,148.70	82,347,880.49	5,002,404.11	6,828,900.11	7,988,045.70	34,887,383.09	44,318,333.59	18,842,943.84	8,348,732.50	9,782,914.41
PS		7,968,039.10	0.00	7,968,039.10	468,778.54	1,638,585.50	387,873.23	5,430,781.81	7,934,008.10	487,678.54	1,082,812.51	884,168.53	2,472,785.62	4,908,215.10	82,000.00	2,181,027.27	845,788.73
MOOE		40,236,338.84	0.00	40,236,338.84	6,713,874.58	4,131,398.72	3,736,833.90	17,891,304.77	31,571,862.92	4,162,814.77	3,291,837.13	2,882,812.24	13,963,162.15	24,000,414.28	8,884,383.87	6,173,818.83	2,338,218.75
FinEx (If Applicable)		0.00	0.00	0.00	0.00	0.00	0.00	0.00	0.00	0.00	0.00	0.00	0.00	0.00	0.00	0.00	0.00
CD		33,786,677.19	0.00	33,786,677.19	6,215,128.02	13,498,207.89	3,847,830.36	278,052.12	22,940,018.42	362,110.80	2,484,980.47	4,388,074.83	8,461,485.88	18,348,702.19	10,828,568.77	1,884,388.50	6,598,827.83

  
Certified Correct  
ALFREDO P. PILOT  
AO-V, Budget Services  
Date: 2022-02-03 19:20:16

  
Certified Correct  
ROMMEL S. TORRES  
ACCOUNTANT III  
Date: 2022-02-03 19:20:16

  
Recommending Approval By:  
MARIA EDNA R. INIGO, PH.D.  
VP - A FA  
Date: 2022-02-04 04:38:21

  
Approved By:  
PATRICK ALAIN T. AZANZA, PH.D., J.D.  
SUC PRESIDENT III  
Date: 2022-02-04 04:41:11