

STATEMENT OF APPROPRIATIONS, ALLOTMENTS, OBLIGATIONS, DISBURSEMENTS AND BALANCES  
As at the Quarter Ending December 31, 2021

Department: State Universities and Colleges (SUCs)  
Agency: Catanduanes State University  
Operating Unit: < not applicable >  
Organization Code (UAACS): 08 053 000000  
Fund Cluster: 01 Regular Agency Fund  
(e.g. UAACS Fund Cluster: 01-Regular Agency Fund, 02-Foreign Assisted Projects Fund, 03-Special Account-Locally Funded/Domestic Grants Fund, and 04-Special Account-Foreign Assisted/Foreign Grants Fund)

	Current Year Appropriations
	Supplemental Appropriations
X	Continuing Appropriations


Particulars	UAACS CODE	Appropriations					Allotments		Current Year Obligations							Current Year Disbursements					Balances			
		Authorized Appropriations	Adjustments (Transfer To/From, Realignment)	Adjusted Appropriations	Allotments Received	Adjustments (Withdrawal, Realignment)	Transfer To	Transfer From	Adjusted Total Allotments	1st Quarter Ending March 31	2nd Quarter Ending June 30	3rd Quarter Ending Sept. 30	4th Quarter Ending Dec. 31	TOTAL	1st Quarter Ending March 31	2nd Quarter Ending June 30	3rd Quarter Ending Sept. 30	4th Quarter Ending Dec. 31	TOTAL	Unreleased Apprs	Unobligated Allotments	Unpaid Obligations		
																						Due and Demandable	Not Yet Due and Demandable	
1	2	3	4	5=3+4	6	7	8	9	10=[5+(7)+8+9]	11	12	13	14	15=(11+12+13+14)	16	17	18	19	20=(16+17+18+19)	21=(5-10)	22=(10-15)	23	24	
I. Continuing Appropriations		0.00	163,076,368.74	163,076,368.74	0.00	163,076,368.74	0.00	0.00	163,076,368.74	4,240,911.74	137,293,944.08	1,247,492.74	29,282,052.48	163,064,392.96	645,923.76	1,241,982.14	10,877,736.25	53,228,649.45	68,046,277.10	0.00	11,972.73	87,638,574.26	6,851,241.48	
I. Agency Basic Budget		0.00	163,076,368.74	163,076,368.74	0.00	163,076,368.74	0.00	0.00	163,076,368.74	4,240,911.74	137,293,944.08	1,247,492.74	29,282,052.48	163,064,392.96	645,923.76	1,241,982.14	10,877,736.25	53,228,649.45	68,046,277.10	0.00	11,972.73	87,638,574.26	6,851,241.48	
Support to Operations	20300000000000	0.00	86,895,511.86	86,895,511.86	0.00	86,895,511.86	0.00	0.00	86,895,511.86	89,899.03	53,365,142.16	5,499.24	3,534,111.56	59,894,642.94	82,899.68	0.00	8,319,289.28	22,475,226.15	33,592,386.89	0.00	871.02	22,879,378.05	518,862.80	
Locally-Funded Projects		0.00	86,895,511.86	86,895,511.86	0.00	86,895,511.86	0.00	0.00	86,895,511.86	89,899.03	53,365,142.16	5,499.24	3,534,111.56	59,894,642.94	82,899.68	0.00	8,319,289.28	22,475,226.15	33,592,386.89	0.00	871.02	22,879,378.05	518,862.80	
Contributor of University Sports Complex - Lab 1	20000000000000	0.00	54,000,000.00	54,000,000.00	0.00	54,000,000.00	0.00	0.00	54,000,000.00	0.00	52,305,142.16	0.00	624,268.00	53,999,508.16	0.00	0.00	8,304,771.02	24,758,813.00	32,154,394.10	0.00	491.84	24,349,698.06	519,864.80	
CD		0.00	54,000,000.00	54,000,000.00	0.00	54,000,000.00	0.00	0.00	54,000,000.00	0.00	52,305,142.16	0.00	624,268.00	53,999,508.16	0.00	0.00	8,304,771.02	24,758,813.00	32,154,394.10	0.00	491.84	24,349,698.06	519,864.80	
Contributor of University Sports & General Center (Construction B)	20063000000000	0.00	1,894,730.81	1,894,730.81	0.00	1,894,730.81	0.00	0.00	1,894,730.81	0.00	0.00	0.00	1,894,251.51	1,894,251.51	0.00	0.00	370,631.82	370,631.82	0.00	370.63	1,823,720.49	0.00		
CD		0.00	1,894,730.81	1,894,730.81	0.00	1,894,730.81	0.00	0.00	1,894,730.81	0.00	0.00	0.00	1,894,251.51	1,894,251.51	0.00	0.00	370,631.82	370,631.82	0.00	370.63	1,823,720.49	0.00		
Contributions of Members Donorship	23000000000000	0.00	1,000,791.85	1,000,791.85	0.00	1,000,791.85	0.00	0.00	1,000,791.85	80,999.00	0.00	0.00	0.00	80,999.00	0.00	0.00	0.00	0.00	0.00	0.00	0.00	0.00	0.00	
CD		0.00	1,000,791.85	1,000,791.85	0.00	1,000,791.85	0.00	0.00	1,000,791.85	80,999.00	0.00	0.00	0.00	80,999.00	0.00	0.00	0.00	0.00	0.00	0.00	0.00	0.00	0.00	
Sub-Total, Support to Operations		0.00	86,895,511.86	86,895,511.86	0.00	86,895,511.86	0.00	0.00	86,895,511.86	89,899.03	53,365,142.16	5,499.24	3,534,111.56	59,894,642.94	82,899.68	0.00	8,319,289.28	22,475,226.15	33,592,386.89	0.00	871.02	22,879,378.05	518,862.80	
PS		0.00	0.00	0.00	0.00	0.00	0.00	0.00	0.00	0.00	0.00	0.00	0.00	0.00	0.00	0.00	0.00	0.00	0.00	0.00	0.00	0.00	0.00	
MOOE		0.00	0.00	0.00	0.00	0.00	0.00	0.00	0.00	0.00	0.00	0.00	0.00	0.00	0.00	0.00	0.00	0.00	0.00	0.00	0.00	0.00	0.00	
FinAid (if Applicable)		0.00	0.00	0.00	0.00	0.00	0.00	0.00	0.00	0.00	0.00	0.00	0.00	0.00	0.00	0.00	0.00	0.00	0.00	0.00	0.00	0.00	0.00	
CD		0.00	86,895,511.86	86,895,511.86	0.00	86,895,511.86	0.00	0.00	86,895,511.86	89,899.03	53,365,142.16	5,499.24	3,534,111.56	59,894,642.94	82,899.68	0.00	8,319,289.28	22,475,226.15	33,592,386.89	0.00	871.02	22,879,378.05	518,862.80	
Operations	20000000000000	0.00	106,080,854.08	106,080,854.08	0.00	106,080,854.08	0.00	0.00	106,080,854.08	4,151,012.09	82,828,804.82	1,241,593.50	16,747,041.62	106,064,752.33	305,624.06	1,241,982.14	2,817,528.40	27,853,463.30	32,540,191.81	0.00	11,971.76	64,868,197.83	8,864,373.48	
*OC - Released into quality tertiary education courses to achieve inclusive growth and access of poor but deserving students to quality tertiary education program		0.00	106,080,854.08	106,080,854.08	0.00	106,080,854.08	0.00	0.00	106,080,854.08	4,151,012.09	82,828,804.82	1,241,593.50	16,747,041.62	106,064,752.33	305,624.06	1,241,982.14	2,817,528.40	27,853,463.30	32,540,191.81	0.00	11,971.76	64,868,197.83	8,864,373.48	
MSHER EDUCATION PROGRAM		0.00	106,080,854.08	106,080,854.08	0.00	106,080,854.08	0.00	0.00	106,080,854.08	4,151,012.09	82,828,804.82	1,241,593.50	16,747,041.62	106,064,752.33	305,624.06	1,241,982.14	2,817,528.40	27,853,463.30	32,540,191.81	0.00	11,971.76	64,868,197.83	8,864,373.48	
Promotion of Higher Education Services	31010000000000	0.00	13,728,616.77	13,728,616.77	0.00	13,728,616.77	0.00	0.00	13,728,616.77	3,252,893.00	1,780,000.00	(1,213,000.00)	8,660,728.77	13,728,616.77	0.00	0.00	407,880.00	128,478.12	4,670,658.28	8,218,044.41	0.00	8,000.00	238,198.28	8,164,373.48
CD		0.00	13,728,616.77	13,728,616.77	0.00	13,728,616.77	0.00	0.00	13,728,616.77	3,252,893.00	1,780,000.00	(1,213,000.00)	8,660,728.77	13,728,616.77	0.00	0.00	407,880.00	128,478.12	4,670,658.28	8,218,044.41	0.00	8,000.00	238,198.28	8,164,373.48
Locally-Funded Projects		0.00	89,352,237.31	89,352,237.31	0.00	89,352,237.31	0.00	0.00	89,352,237.31	879,124.09	81,148,804.82	2,454,593.00	7,147,212.12	92,349,135.83	885,824.06	833,365.14	2,678,948.37	23,214,776.01	27,322,136.80	0.00	3,911.76	64,523,998.98	790,080.20	
Contributor of College of Arts and Sciences Academic Building	31010000000000	0.00	2,815,411.37	2,815,411.37	0.00	2,815,411.37	0.00	0.00	2,815,411.37	0.00	0.00	0.00	1,210,829.42	1,463,858.67	0.00	0.00	1,276,529.42	1,363,858.67	2,598,828.09	0.00	723.33	14,760.00	0.00	
CD		0.00	2,815,411.37	2,815,411.37	0.00	2,815,411.37	0.00	0.00	2,815,411.37	0.00	0.00	0.00	1,210,829.42	1,463,858.67	0.00	0.00	1,276,529.42	1,363,858.67	2,598,828.09	0.00	723.33	14,760.00	0.00	
Repair Rehabilitation/Restoring of Laboratories Building, College of Agriculture and Fisheries	31010000000000	0.00	1,806,426.41	1,806,426.41	0.00	1,806,426.41	0.00	0.00	1,806,426.41	872,294.69	81,148,804.82	0.00	1,244,144.08	8,660,728.77	0.00	0.00	1,300.00	62,832.38	314,243.32	1,471,440.30	0.00	97.54	334,898.49	0.00
CD		0.00	1,806,426.41	1,806,426.41	0.00	1,806,426.41	0.00	0.00	1,806,426.41	872,294.69	81,148,804.82	0.00	1,244,144.08	8,660,728.77	0.00	0.00	1,300.00	62,832.38	314,243.32	1,471,440.30	0.00	97.54	334,898.49	0.00


Department: State Universities and Colleges (SUCs)  
 Agency: Catanduanes State University  
 Operating Unit: < not applicable >  
 Organization Code (UACS): 06 053 0000000  
 Fund Cluster: 01 Regular Agency Fund

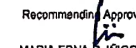
	Current Year Appropriations
	Supplemental Appropriations
X	Continuing Appropriations

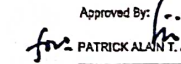
(e.g. UACS Fund Cluster: 01-Regular Agency Fund, 02-Foreign Assisted Projects Fund, 03-Special Account-Locally Funded/Domestic Grants Fund, and 04-Special Account-Foreign Assisted/Foreign Grants Fund)

Particulars	UACS CODE	Appropriations			Allocations			Current Year Obligations							Current Year Disbursements					Balances				
		Authorized Appropriations	Adjustments (Transfer To/From, Realignment)	Adjusted Appropriations	Allocations Received	Adjustments (Withdrawal, Realignment)	Transfer To	Transfer From	Adjusted Total Allocations	1st Quarter Ending March 31	2nd Quarter Ending June 30	3rd Quarter Ending Sept. 30	4th Quarter Ending Dec. 31	TOTAL	1st Quarter Ending March 31	2nd Quarter Ending June 30	3rd Quarter Ending Sept. 30	4th Quarter Ending Dec. 31	TOTAL	Unreleased Appro	Unobligated Allocations	Unpaid Obligations		
		3	4	5=(3+4)	6	7	8	9	10=(8+(7-6)+9)	11	12	13	14	15=(11+12+13+14)	16	17	18	19	20=(16+17+18+19)	21=(5-10)	22=(10-15)	23	24	
Roads/Highways/Maintenance/College of Education Laboratory School Building	31910020011000	0.00	64,580,600.13	64,580,600.13	0.00	64,580,600.13	0.00	0.00	64,580,600.13	0.00	67,322,037.43	0.00	4,239,849.68	64,559,847.31	0.00	0.00	0.00	19,924,140.46	19,924,140.46	0.00	612.82	63,325,846.85	700,000.00	
CO		0.00	64,580,600.13	64,580,600.13	0.00	64,580,600.13	0.00	0.00	64,580,600.13	0.00	67,322,037.43	0.00	4,239,849.68	64,559,847.31	0.00	0.00	0.00	19,924,140.46	19,924,140.46	0.00	612.82	63,325,846.85	700,000.00	
Completion of Buships and Ornaments Service (BOS) Building	31910020010300	0.00	718,274.24	718,274.24	0.00	718,274.24	0.00	0.00	718,274.24	46,670.29	318,428.08	0.00	292,666.83	713,654.02	45,907.08	89,833.46	255,138.18	318,326.21	739,854.81	0.00	1,820.22	3,800.00	0.00	
CO		0.00	718,274.24	718,274.24	0.00	718,274.24	0.00	0.00	718,274.24	46,670.29	318,428.08	0.00	292,666.83	713,654.02	45,907.08	89,833.46	255,138.18	318,326.21	739,854.81	0.00	1,820.22	3,800.00	0.00	
Completion of Main Library (Enhancement of Library)	21810020010000	0.00	2,654,825.16	2,654,825.16	0.00	2,654,825.16	0.00	0.00	2,654,825.16	0.00	1,453,339.91	0.00	1,204,197.76	2,654,477.06	0.00	751,851.88	679,822.51	1,253,168.25	2,836,773.64	0.00	48.19	47,703.62	0.00	
CO		0.00	2,654,825.16	2,654,825.16	0.00	2,654,825.16	0.00	0.00	2,654,825.16	0.00	1,453,339.91	0.00	1,204,197.76	2,654,477.06	0.00	751,851.88	679,822.51	1,253,168.25	2,836,773.64	0.00	48.19	47,703.62	0.00	
Sub-Total, Operations		0.00	106,080,854.38	106,080,854.38	0.00	106,080,854.38	0.00	0.00	106,080,854.38	4,151,072.08	83,828,804.83	1,241,293.50	16,747,841.92	106,089,782.32	905,624.08	1,241,563.14	2,817,838.49	27,895,483.30	32,540,781.01	0.00	11,191.79	64,965,197.82	8,954,373.48	
PE		0.00	0.00	0.00	0.00	0.00	0.00	0.00	0.00	0.00	0.00	0.00	0.00	0.00	0.00	0.00	0.00	0.00	0.00	0.00	0.00	0.00	0.00	0.00
MCOE		0.00	0.00	0.00	0.00	0.00	0.00	0.00	0.00	0.00	0.00	0.00	0.00	0.00	0.00	0.00	0.00	0.00	0.00	0.00	0.00	0.00	0.00	0.00
FinEx (if Applicable)		0.00	0.00	0.00	0.00	0.00	0.00	0.00	0.00	0.00	0.00	0.00	0.00	0.00	0.00	0.00	0.00	0.00	0.00	0.00	0.00	0.00	0.00	0.00
CO		0.00	106,080,854.38	106,080,854.38	0.00	106,080,854.38	0.00	0.00	106,080,854.38	4,151,072.08	83,828,804.83	1,241,293.50	16,747,841.92	106,089,782.32	905,624.08	1,241,563.14	2,817,838.49	27,895,483.30	32,540,781.01	0.00	11,191.79	64,965,197.82	8,954,373.48	
GRAND TOTAL		0.00	163,876,385.74	163,876,385.74	0.00	163,876,385.74	0.00	0.00	163,876,385.74	4,240,911.76	137,293,844.98	1,247,492.74	20,282,053.48	163,064,382.96	668,923.78	1,241,563.14	18,827,759.75	83,250,668.45	88,045,377.13	0.00	11,973.79	87,838,874.38	9,282,241.48	
PE		0.00	0.00	0.00	0.00	0.00	0.00	0.00	0.00	0.00	0.00	0.00	0.00	0.00	0.00	0.00	0.00	0.00	0.00	0.00	0.00	0.00	0.00	0.00
MCOE		0.00	0.00	0.00	0.00	0.00	0.00	0.00	0.00	0.00	0.00	0.00	0.00	0.00	0.00	0.00	0.00	0.00	0.00	0.00	0.00	0.00	0.00	0.00
FinEx (if Applicable)		0.00	0.00	0.00	0.00	0.00	0.00	0.00	0.00	0.00	0.00	0.00	0.00	0.00	0.00	0.00	0.00	0.00	0.00	0.00	0.00	0.00	0.00	0.00
CO		0.00	163,876,385.74	163,876,385.74	0.00	163,876,385.74	0.00	0.00	163,876,385.74	4,240,911.76	137,293,844.98	1,247,492.74	20,282,053.48	163,064,382.96	668,923.78	1,241,563.14	18,827,759.75	83,250,668.45	88,045,377.13	0.00	11,973.79	87,838,874.38	9,282,241.48	

  
 ALFRIDO J. GILOT  
 AD V, Budget Services  
 Date: 2022-01-30 15:09:58

  
 ROMMEL S. TORRES  
 Accountant III  
 Date: 2022-01-30 15:09:58

Recommended by:  
  
 MARIA EDNA R. NIGRO, PH.D.  
 VP- Administrative and Financial Affairs  
 Date: 2022-01-30 15:11:44

Approved By:  
  
 PATRICK ALAN T. AZANZA, PH.D., J.D.  
 SUC President III  
 Date: 2022-01-30 15:26:37