



**S.2 Room lightings conform to the standard requirements of fluorescent bulbs relative to the size of the room**

Proper arrangement of fixture and equipment at Computer Laboratory 1




*The different perspectives of computer laboratory 1 showing proper arrangement of the whole classroom*


## Proper arrangement of fixture and equipment at Computer Laboratory 1





Emergency light is mounted just above the safety procedures bulletin and is located at the right side of the room.



LCD projector and a white screen is used to present topics for discussion




An airconditioning unit is used as a ventilation for the laboratory room




Safety precautions and procedures are mounted on the walls of the different sides of room.

## Proper arrangement of fixture and equipment at Computer Laboratory 2




*The different perspectives of computer laboratory 2 showing proper arrangement of the whole classroom*

## Proper arrangement of fixture and equipment at Computer Laboratory 2




*First-aid kit is mounted on the wall just beside precautionary measures bulletin and they are located at the left side of the door*




*Emergency light is mounted just above the safety procedures bulletin and is located at the right side of the room.*






*(above image) two airconditioning units are placed on computer lab 2 mounted on opposite walls of the wall.*



*(left) precautionary procedures and measures are posted on the different side of the laboratory room.*




## Proper arrangement of fixture and equipment at Computer Laboratory 3



*The different perspectives of computer laboratory 3 showing proper arrangement of the whole classroom*

## Proper arrangement of fixture and equipment at Computer Laboratory 3



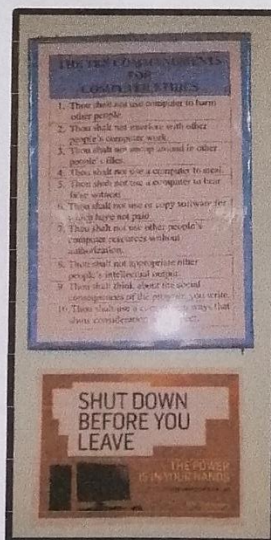

A television is placed at the top of a cabinet and is located in front beside the rostrum.



Emergency light is mounted just above the safety procedures bulletin and is located at the right side of the room.





Two airconditioning units are mounted at adjacent sides of the room



Safety precautions and procedures are mounted on the walls of the different sides of room.

## Proper arrangement of fixture and equipment at Computer Laboratory 4



*The different perspectives of computer laboratory 4 showing proper arrangement of the whole classroom*


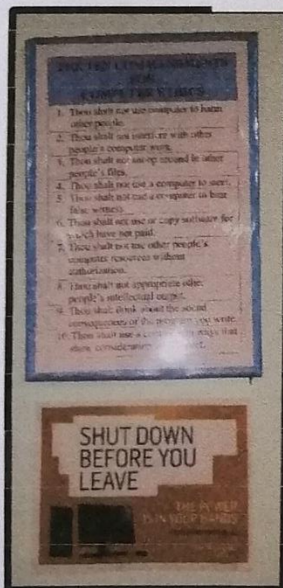
## Proper arrangement of fixture and equipment at Computer Laboratory 4



*Emergency light is mounted just above the safety procedures bulletin and is located at the right side of the room.*




*An airconditioning unit is mounted on the wall approximately 6 ft. above the floor*



*Safety precautions and procedures are mounted on the walls of the different sides of room.*



## Proper arrangement of fixture and equipment at Computer Laboratory 5




*The different perspectives of computer laboratory 5 showing proper arrangement of the whole classroom*


## Proper arrangement of fixture and equipment at Computer Laboratory 5



*Emergency light is mounted just above the safety procedures bulletin and is located at the right side of the room.*







*An airconditioning unit is used as a ventilation for the laboratory room*



*Safety precautions and procedures are mounted on the walls of the different sides of room.*

## Proper arrangement of fixture and equipment at Computer Laboratory 6




*The different perspectives of computer laboratory 6 showing proper arrangement of the whole classroom*


## Proper arrangement of fixture and equipment at Computer Laboratory 6



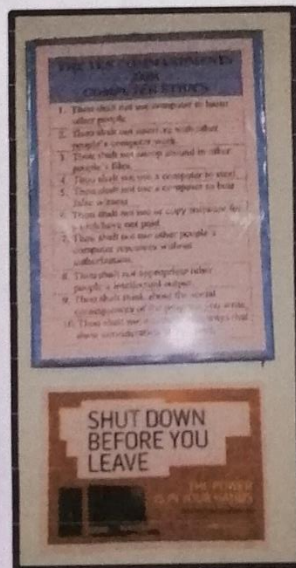

Emergency light is mounted just above the safety procedures bulletin and is located at the right side of the room.



First-aid kit is mounted on the wall just beside precautionary measures bulletin and they are located at the left side of the door




An airconditioning unit is used as a ventilation for the laboratory room




Safety precautions and procedures are mounted on the walls of the different sides of room.


## Proper arrangement of fixture and equipment at Computer Laboratory 7



Arrangement of computer equipment set at the laboratory




An air-conditioning unit is mounted on the wall of the room to maintain the optimal temperature for the maintenance of computers



A white screen is used during class discussion to present the topics to the students



LCD projector is used to present topics during class discussion



Safety precautions and procedures are mounted on the wall just beside the door of the laboratory room.